

































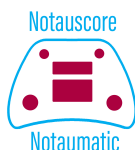


# 2023 FAI F3A World Championship for Aerobatic Model Aircraft F3A Inter

Warwick Queensland Australia - from August 19 2023 to August 26 2023

## Classification

Pos	Competitors	FAI ID	Preliminary flights					Prelim /1000	Semi-final			Final				
			1	2	3	4	Total		5	6	Total	7	8	9	Total	
1	NURILA Lassi	 (FIN)	10600	951.82	1000.00	956.39	1000.00	<b>2956.39</b>	1000.00	1000.00	998.68	<b>2000.00</b>	993.35	1000.00	1000.00	<b>2993.35</b>
2	JESKY Andrew	 (USA)	69334	1000.00	949.66	1000.00	930.40	<b>2949.66</b>	997.72	997.19	993.58	<b>1994.91</b>	998.47	992.77	973.38	<b>2964.62</b>
3	SHULMAN Jason	 (USA)	85953	956.75	956.24	957.62	953.83	<b>2870.61</b>	970.98	985.09	990.16	<b>1975.25</b>	965.34	977.55	983.70	<b>2926.59</b>
4	BRUCKMANN Gernot	 (AUT)	44342	967.81	994.58	970.87	946.40	<b>2933.26</b>	992.18	932.50	1000.00	<b>1992.18</b>	1000.00	982.23	939.07	<b>2921.30</b>
5	PAYSANT-LE ROUX Christophe	 (FRA)	60449	955.41	988.02	941.05	970.56	<b>2913.99</b>	985.66	968.36	990.38	<b>1976.04</b>	989.97	966.98	927.48	<b>2884.43</b>
6	ONDA Tetsuo	 (JPN)	27504	945.95	958.96	946.89	949.81	<b>2855.66</b>	965.93	975.14	986.86	<b>1962.00</b>	949.08	960.63	946.52	<b>2856.23</b>
7	CARRIER Stephane	 (FRA)	162409	877.46	825.94	860.62	967.16	<b>2705.24</b>	915.05	918.99	967.02	<b>1886.01</b>	870.12	961.00	921.77	<b>2752.89</b>
8	MATTI Sandro	 (SUI)	12245	948.12	920.27	941.15	980.48	<b>2869.75</b>	970.69	954.51	964.90	<b>1935.59</b>	888.93	945.52	910.74	<b>2745.19</b>
9	COLLINSON Pete	 (USA)	105550	955.88	862.28	902.96	898.21	<b>2757.05</b>	932.57	901.05	937.46	<b>1870.03</b>	903.21	917.32	880.46	<b>2700.99</b>
10	NIKLAŠS Christian	 (GER)	142052	930.43	900.95	948.27	892.10	<b>2779.65</b>	940.22	928.28	919.76	<b>1868.50</b>	885.00	880.65	874.04	<b>2639.69</b>
11	YUHEI Suzuki	 (JPN)	64968	893.54	930.98	882.69	936.93	<b>2761.45</b>	934.06	906.64	925.11	<b>1859.17</b>				
12	SCHUMACHER Reto	 (SUI)	12117	908.27	896.61	920.47	913.30	<b>2742.04</b>	927.50	904.53	928.46	<b>1855.96</b>				
13	HANEDA Hitoshi	 (JPN)	27543	872.95	871.85	851.71	924.95	<b>2669.75</b>	903.04	939.17	863.81	<b>1842.21</b>				
14	SZCZUR Joseph	 (USA)	67010	873.87	887.11	882.83	918.26	<b>2688.20</b>	909.28	931.60	853.37	<b>1840.88</b>				
15	NORTHEAST Chad	 (CAN)	16326	940.10	902.69	903.51	900.41	<b>2746.30</b>	928.94	891.74	908.68	<b>1837.62</b>				
16	POYET Arnaud	 (FRA)	60463	864.54	834.86	869.74	915.36	<b>2649.64</b>	896.24	821.78	924.83	<b>1821.07</b>				
17	PAYSANT-LE ROUX Antonin	Junior  (FRA)	161958	892.76	832.21	887.29	914.97	<b>2695.02</b>	911.59	896.85	899.98	<b>1811.57</b>				
18	FREMMING Ola	 (NOR)	63016	830.97	907.22	880.83	881.54	<b>2669.59</b>	902.99	896.33	817.75	<b>1799.32</b>				
19	GARLE Aaron	 (AUS)	54375	848.19	878.62	840.94	896.85	<b>2623.66</b>	887.45	875.16	835.57	<b>1762.61</b>				
20	DAVID Thomas	 (GBR)	135030	821.99	848.65	835.42	857.00	<b>2541.07</b>	859.52	890.08	837.90	<b>1749.60</b>				
21	PALMER Andrew	 (NZL)	101846	842.65	832.14	865.12	853.07	<b>2560.84</b>	866.21	873.27	794.49	<b>1739.48</b>				
22	LUMM Maurice	 (GER)	19809	805.58	843.48	814.21	891.38	<b>2549.07</b>	862.22	868.75	849.55	<b>1730.97</b>				
23	BRIGGS Frazer	 (NZL)	132344	0.00	814.34	879.96	843.59	<b>2537.89</b>	858.44	841.35	857.88	<b>1716.32</b>				
24	Nieto Daniel	 (ARG)	127783	819.69	828.91	841.26	856.98	<b>2527.15</b>	854.81	860.31	794.92	<b>1715.12</b>				
25	AMBROGGI Leonardo	 (ARG)	107628	830.44	845.97	822.35	892.90	<b>2569.31</b>	869.07	833.39	787.82	<b>1702.46</b>				
26	JENSEN Erik	 (NOR)	109067	810.42	908.48	809.31	851.04	<b>2569.94</b>	869.28	829.89	772.46	<b>1699.17</b>				
27	SCHURMANN Philipp	 (SUI)	12021	850.72	856.70	851.56	838.67	<b>2558.98</b>	865.58	821.76	816.20	<b>1687.34</b>				
28	DUGMORE Roston	 (RSA)	80680	857.93	845.22	810.57	824.51	<b>2527.66</b>	854.98	826.36	822.29	<b>1681.34</b>				
29	HIRSCH Robert	 (GER)	29844	786.84	822.06	786.24	864.48	<b>2473.38</b>	836.62	804.39	730.92	<b>1641.01</b>				
30	JORKJEND Henning	 (NOR)	64144	876.82	848.71	826.06	837.02	<b>2562.55</b>	866.78	773.12	772.31	<b>1639.90</b>				
31	CATON Kevin	 (GBR)	29425	798.80	825.71	830.90	814.60	<b>2471.21</b>								
32	TONKS John	 (AUS)	165669	818.06	795.51	795.73	847.58	<b>2461.37</b>								
33	GALLOWAY Sean	Junior  (NZL)	169059	813.57	750.10	810.55	829.61	<b>2453.73</b>								
34	VELASQUEZ Sergio	 (COL)	81990	819.25	810.37	823.53	805.88	<b>2453.15</b>								



# 2023 FAI F3A World Championship for Aerobatic Model Aircraft F3A Inter

Warwick Queensland Australia - from August 19 2023 to August 26 2023

## Classification

Pos	Competitors	FAI ID	Preliminary flights					Prelim /1000	Semi-final			Final					
			1	2	3	4	Total		5	6	Total	7	8	9	Total		
35	JOHNSON Stephen	(NZL) 166625	829.59	<del>776.85</del>	797.40	823.31	<b>2450.30</b>										
36	STOCKWELL Andre	(RSA) 80677	<del>789.19</del>	800.89	816.33	824.59	<b>2441.81</b>										
37	AKIMOTO Michi (Michinobu)	(CAN) 29073	843.47	<del>761.22</del>	777.51	804.03	<b>2425.01</b>										
38	XUJUN Zhang	(CHN) 168579	785.46	802.75	817.18	<del>763.06</del>	<b>2405.39</b>										
39	ZHENDI Huang	(CHN) 81554	785.01	821.79	787.14	<del>719.28</del>	<b>2393.94</b>										
40	PEACOCK Garry	(GBR) 76014	759.76	<del>753.79</del>	783.05	850.91	<b>2393.72</b>										
41	PENNISI Peter	(AUS) 135140	811.37	<del>754.08</del>	781.19	789.82	<b>2382.38</b>										
42	TWOMEY Joshua	(RSA) 131782	802.22	784.24	783.19	<del>756.56</del>	<b>2369.65</b>										
43	HEATH Jonathan Junior	(RSA) 168208	773.53	<del>754.25</del>	812.32	783.52	<b>2369.37</b>										
44	JOON PARK Byung	(KOR) 114584	754.32	<del>737.89</del>	801.12	807.54	<b>2362.98</b>										
45	VELEZ Marcelo	(COL) 81989	754.15	<del>742.07</del>	827.22	760.66	<b>2342.03</b>										
46	CHIH SHENG Wu	(TPE) 103047	<del>743.20</del>	784.10	762.63	775.54	<b>2322.27</b>										
47	SIHONG Wu Junior	(CHN) 168581	765.79	765.31	765.66	<del>751.72</del>	<b>2296.76</b>										
48	PIORUN Henry	(CAN) 111915	710.89	<del>677.25</del>	788.56	726.28	<b>2225.73</b>										
49	YUN CHOU TSO	(TPE) 82449	771.78	<del>656.62</del>	693.61	751.99	<b>2217.38</b>										
50	DODD Macklin Junior	(AUS) 165671	742.04	722.99	631.52	<del>577.02</del>	<b>2096.55</b>										
51	AGHABABAZADEH Javad	(IRI) 131314	<del>656.86</del>	677.99	726.64	689.54	<b>2094.17</b>										
52	HWAN CHOI Dong	(KOR) 114587	705.43	<del>584.93</del>	669.10	603.88	<b>1978.41</b>										
53	YOO Seon Sang	(KOR) 169169	675.09	<del>536.28</del>	697.45	602.93	<b>1975.47</b>										
54	MALLOY RESENDE Marcos Angelo	(BRA) 163232	651.92	637.79	<del>534.67</del>	609.21	<b>1898.92</b>										
55	PARK Seo Jin Junior	(KOR) 169167	612.96	<del>463.30</del>	584.95	565.26	<b>1763.17</b>										
56	LIANG CHAN Chin	(TPE) 82818	<del>508.50</del>	628.68	551.06	545.22	<b>1724.96</b>										
57	URIBE PEREZ Javier	(COL) 167412	<del>77.37</del>	476.73	551.30	515.84	<b>1543.87</b>										

**DOOLEY Brian**  
Contest Director

**UHLIG Peter**  
FAI Jury President

**HIROSE Ken**  
FAI Jury Member

**HOBSON Michael**  
FAI Jury Member